

## Technical Tools Updates since September 2020

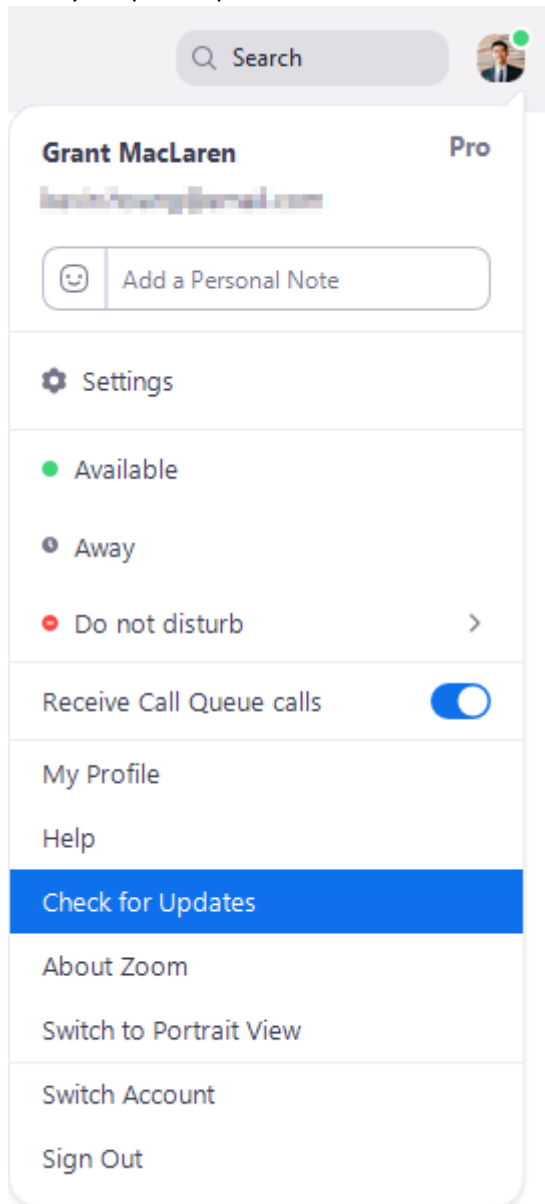
Zoom Updates (Desktop Client: Windows, macOS).....	2
1. How to update your Zoom Client.....	2
2. Zoom Client Updates.....	3
Canvas Updates.....	8
FeedbackFruits Updates .....	12

## Zoom Updates (Desktop Client: Windows, macOS)

### 1. How to update your Zoom Client

To make use of Zoom's newest features, make sure you have the latest version of the Zoom desktop client installed, to check for updates:

1. Sign in to Zoom desktop client.
2. Click your profile picture then click **Check for Updates**.



If there is a newer version, Zoom will download and install it.

## 2. Zoom Desktop Client Updates

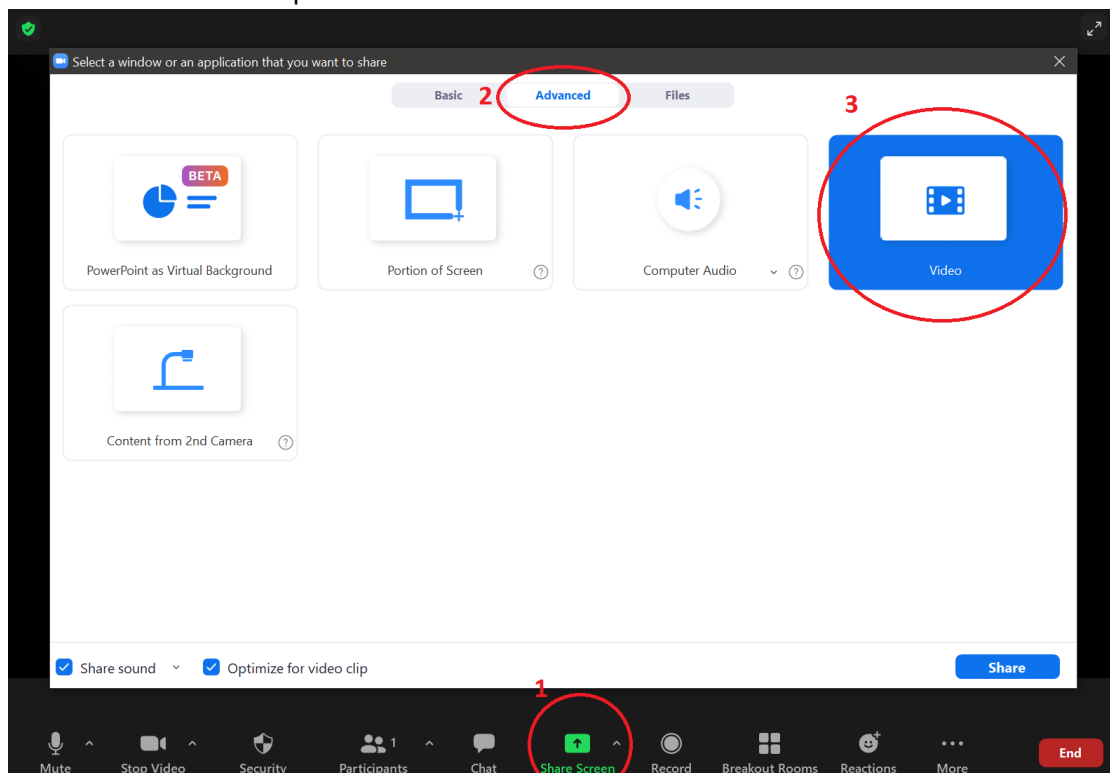
For the full list of updates please refer to: <https://support.zoom.us/hc/en-us/articles/360042414611>

### March 1, 2021 version 5.5.4

- Enhanced custom gallery view with hidden non-video participants**  
[Custom gallery view order](#) can be utilized even when non-video participants are hidden. When a non-video participant turns on their video, their video will be added to the bottom-right corner of the last page of gallery view.
- Clearer designation of shared content**  
 When [sharing](#) begins, a notification is provided over the shared content, clearly showing what you are sharing and when participants are able to see the content. Requires at least 80% of participants to be on version 5.5.4 or higher for the host to be notified that the shared content is visible to participants.

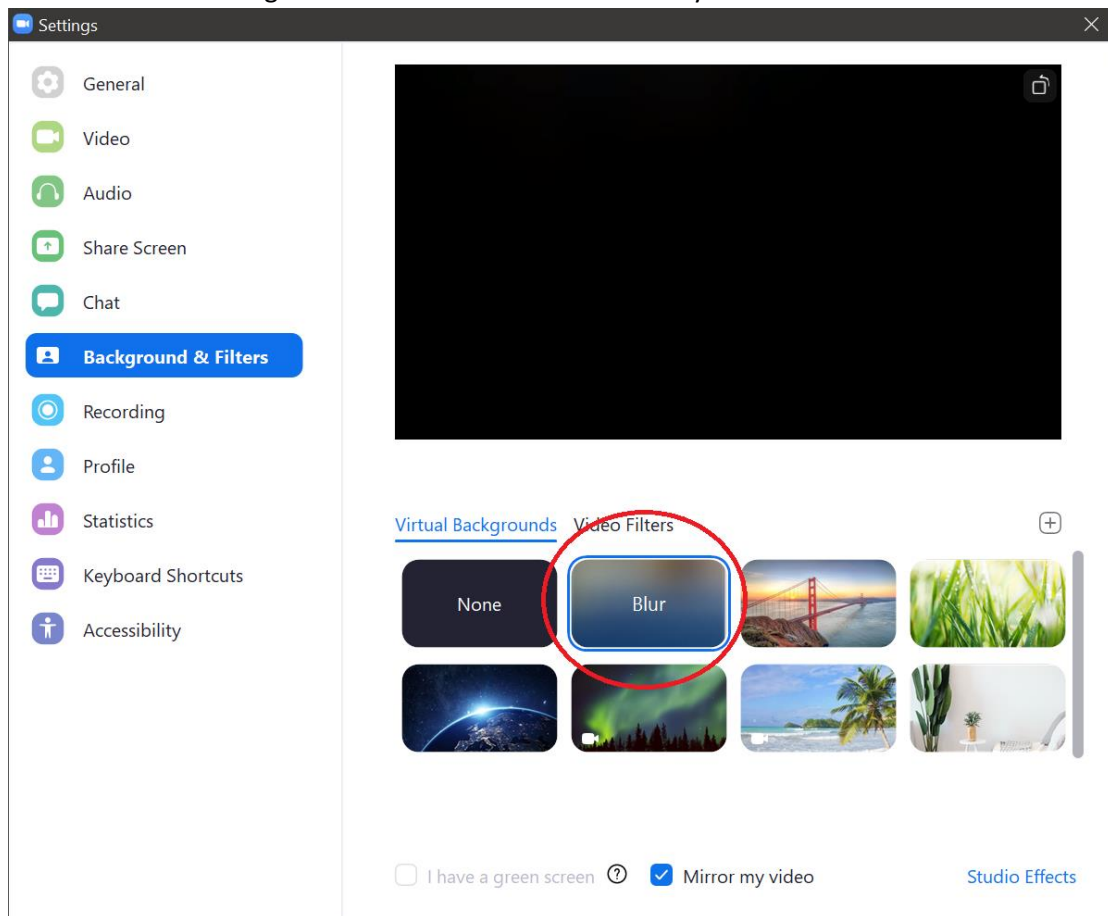
### February 1, 2021 version 5.5.0

- Share and play video files directly into meeting**  
 The [Video option under Advanced share options](#) will allow you to choose a video file, which will be opened by Zoom and played in the meeting as shared content. Host has typical video player controls (pause/ play, volume control, full screen, video length/elapsed time), which are not seen by other participants during share. MP4 and MOV files are supported, and max video resolution is 1080p.



- **Blurred background**

Users can now go under 'Settings' > 'Background & Filters' and [choose to blur their background rather than selecting a specific virtual background](#), providing added privacy when a branded background is unavailable or unnecessary.



- **Relocated and enhanced attendee view controls for webinars**

The options to [push particular video layouts to webinar attendees](#) has been moved from the Participants list to the **View Options** button, located in the top-right corner of the main video window.

The layout options **Follow Host's View**, **Speaker**, **Gallery**, and **Standard** (shared content with video thumbnails) now include **Side-by-side: Speaker**, and **Side-by-Side: Gallery** while sharing content.

Custom Gallery view orders are now supported for use by panelists, but cannot be deployed to attendees. Webinar attendees can no longer control their view of the webinar, giving the host and co-host(s) exclusive control.

- **Enhancement to alternative host feature**

If the original host joins after the alternative host, the original host will always regain control of the meeting and become host. In addition, the alternative host will change roles. If the co-host feature is enabled for the meeting, the alternative host will become a co-host. If the co-host feature is disabled, the alternative host becomes a normal participant.

**December 21, 2020 version 5.4.7**

- **Enhanced nonverbal feedback and reactions**

[Nonverbal feedback](#) options are moved to the 😊<sup>+</sup> **Reactions** button, and all reactions will be shown in the corner of the participants' video. The host will see each participant's reactions in the participant list, as well as the aggregate numbers of each reaction at the bottom of the list.

- **Raise hand for host and co-host**

Hosts and co-hosts can utilize the raise hand feature along with meeting participants and webinar attendees.

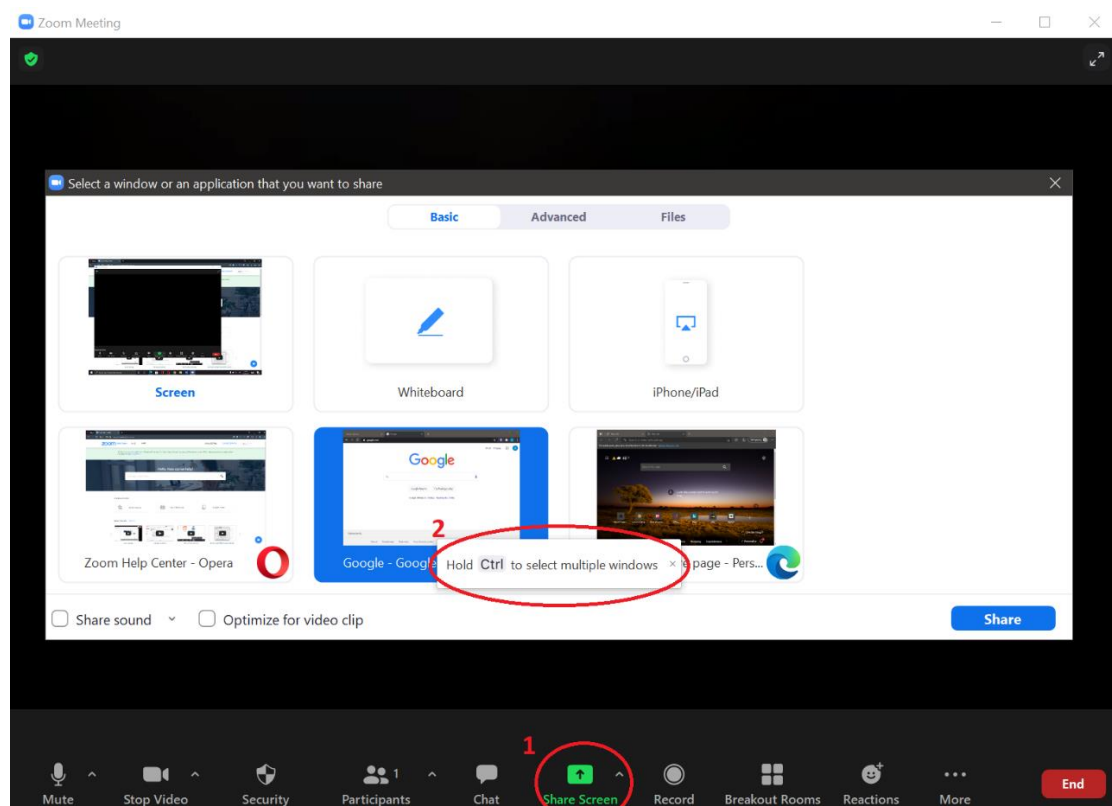
- **Poll reports available during live session**

The meeting or webinar host will now have the option to [download the full poll results](#) when the poll has ended during the live session, rather than waiting until the meeting or webinar has ended. This will launch their browser and begin the download of the CSV poll report.

**November 16, 2020 version 5.4.3**

- **Share multiple programs at once**

Users can select multiple desktop programs at once for [sharing](#), instead of sharing their entire desktop. Other programs and unoccupied areas in the desktop will not be visible to the viewer. The sharer will always know which applications they are sharing by an extensible green border. Only the user employing this feature will need to be on version 5.4.3, viewers can be connected with older versions.

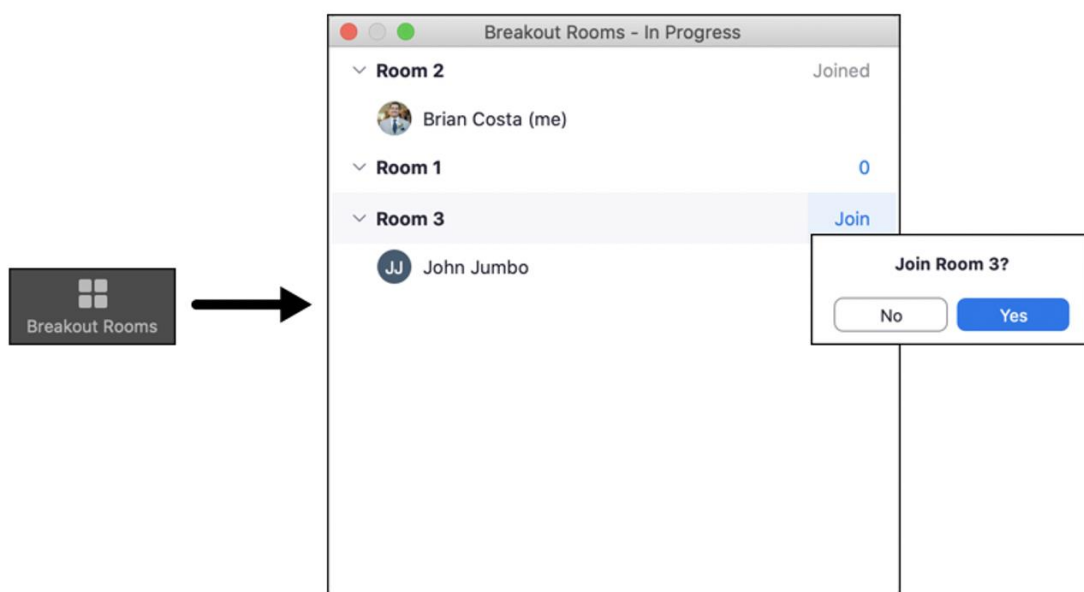


**October 13, 2020 version 5.3.2**

- **Hyperlink support for Webinars' Q&A**  
Links sent in Q&A responses are now clickable by attendees.
- **Webinars' Q&A indicates other panelist is responding to question**  
Questions will now indicate when another panelist is currently typing a response, ensuring you are not working on the same question.
- **Webinars' Dismissed Q&A questions hidden from attendees**  
Questions dismissed by the host or panelists are now hidden from attendees view, avoiding unnecessary confusion.

**September 21, 2020 version 5.3.0**

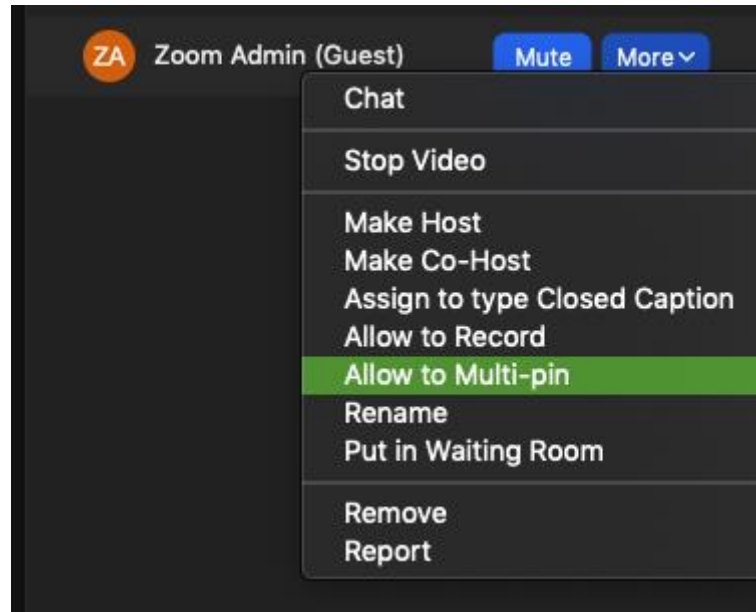
- **Calendar Integration sync improvement**  
[Deleting a meeting in the desktop client](#) will now delete the calendar event on the synced calendar, if write permission is given.
- **Enhanced integration with Outlook client**  
The Zoom desktop client integration with the Outlook client now provides the option to [sync your Zoom status and profile picture to Outlook](#).
- **Studio Effects**  
Users can now [apply eyebrows, mustache and beard, and lip color filters](#) as part of their video appearance. This feature is currently in beta.
- **Enhanced scheduling with default settings**  
[Scheduling a new meeting](#) will always check the user's web settings and use those as the default. Any changes from the default will be saved for that meeting only.
- **Self-select Breakout Room**  
The [host can now create breakout rooms](#) with the option for participants [to self-select which breakout room they would like to join](#). If enabled, participants can move freely between breakout rooms, without needing the host's help. Both the meeting host and participants need to be on Client 5.3.0 or later to self-select Breakout Rooms.



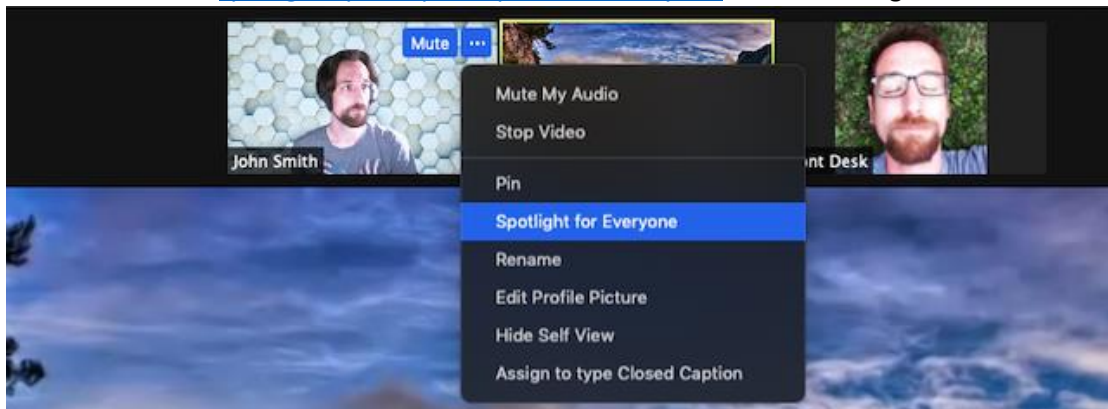
September 1, 2020 version 5.2.2

- **Multi-pin and multi-spotlight**

With host permission, users will now be able to [pin up to 9 participants on their end](#).



The host can also [spotlight up to 9 participants for everyone](#) in the meeting:



## Canvas Updates

For full overview and more in-depth explanations, please refer to:

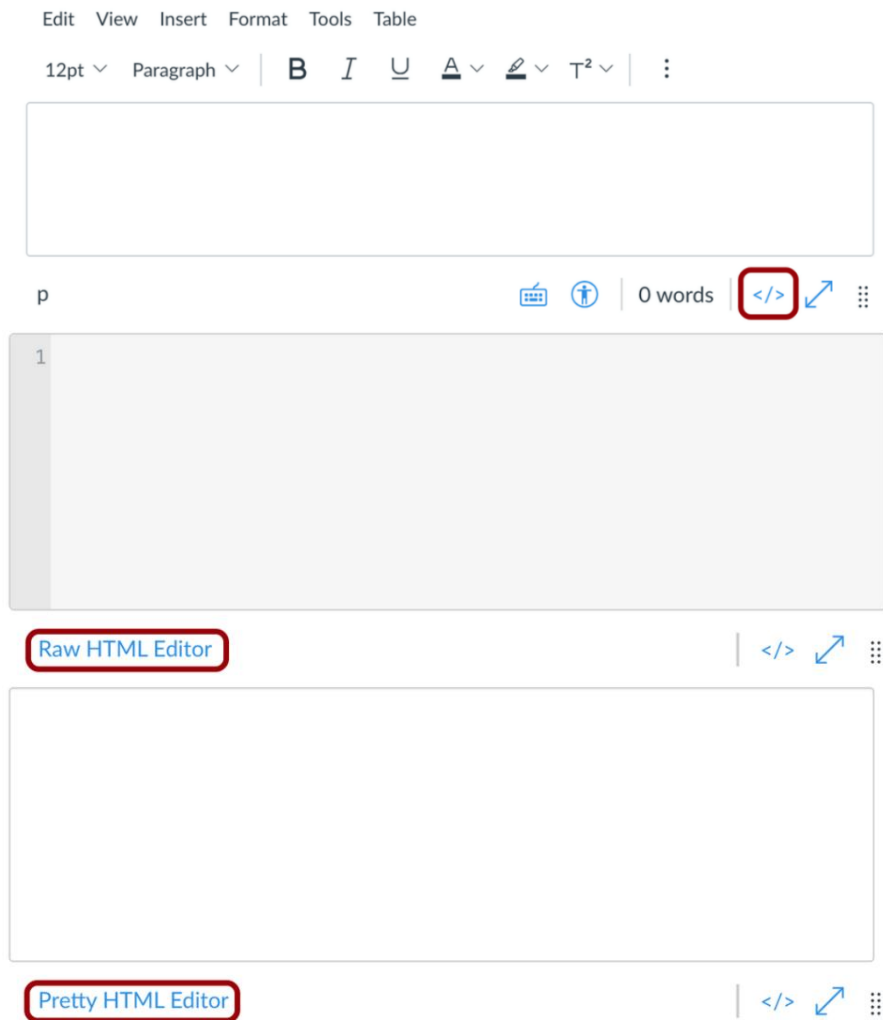
[https://canvas.uva.nl/courses/169/pages/whats-new?module\\_item\\_id=618920](https://canvas.uva.nl/courses/169/pages/whats-new?module_item_id=618920)

### March 8, 2021

- Urkund changed the logo and is being rebranded as Ouriginal

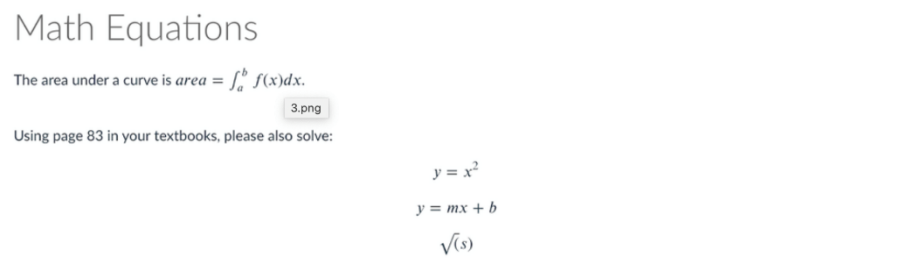
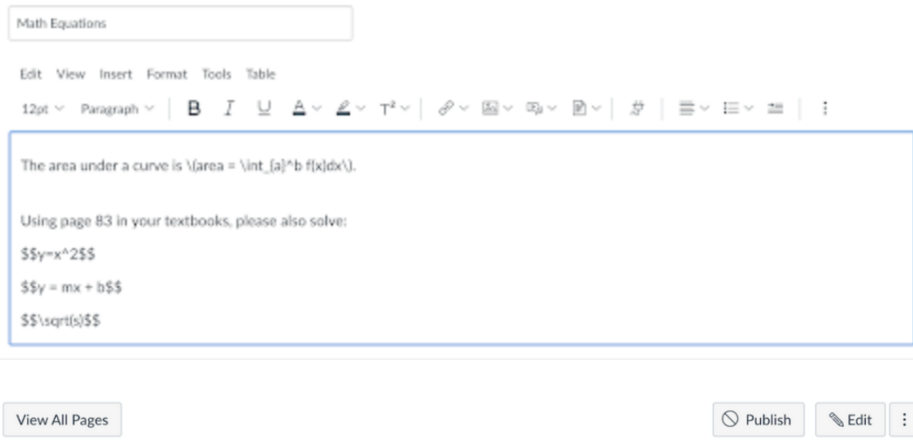
### February 20, 2021

- The HTML view of the rich content editor now has an option to make the HTML more readable.



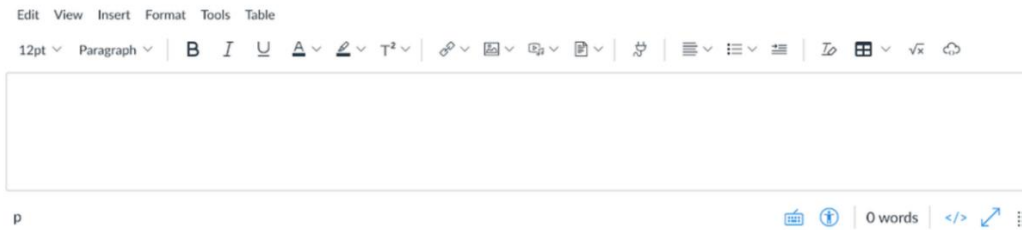


- A new equation editor has been added to the rich content editor. MathJax and LaTeX characters are supported.



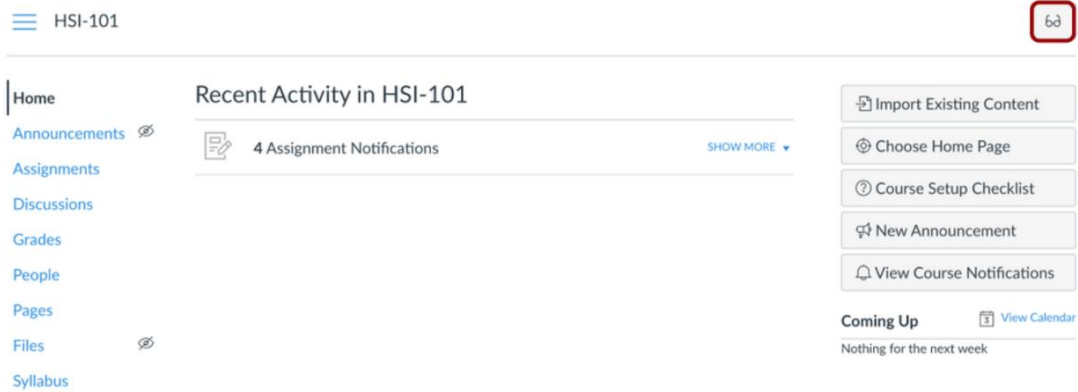
January 4, 2021

- The rich content editor has gotten a new design.



December 19, 2020

- The student view button has been altered and added to new places: The Course Settings page includes the Student View button, which allows users with instructor-based roles to view the course with the student perspective. Individual buttons have also been placed at the top of most course pages, which provides quick Student View access for the specific page.



December 18, 2020

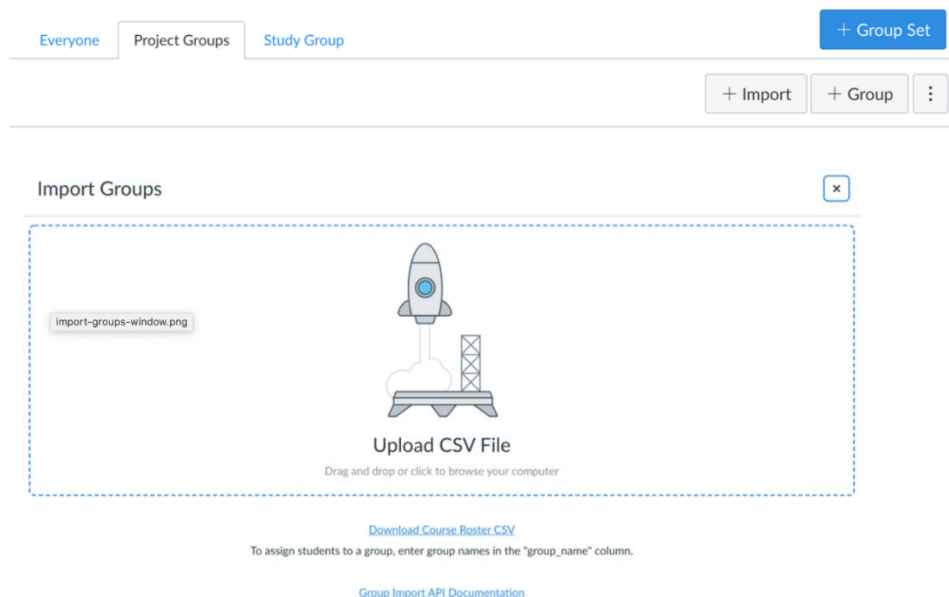
- Möbius has been added to replace Maple TA.

December 1, 2020

- Respondus license key has been added.

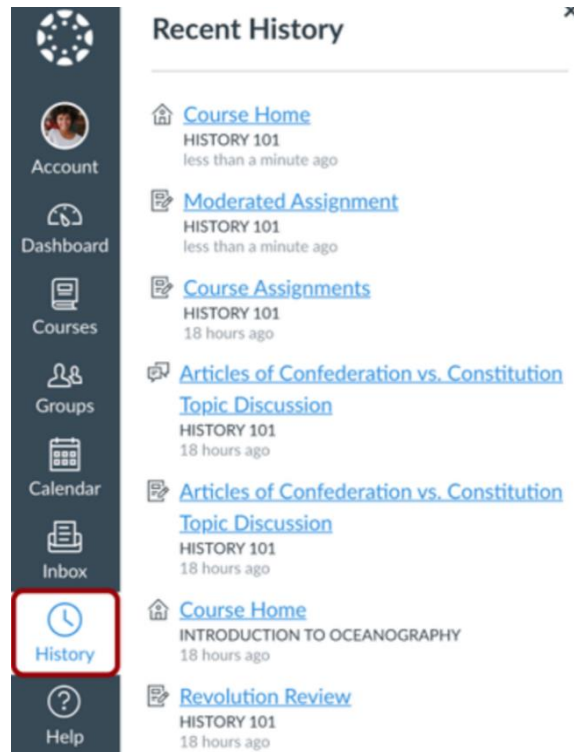
October 21, 2020

- Within a group set, groups can now be created via CSV import.



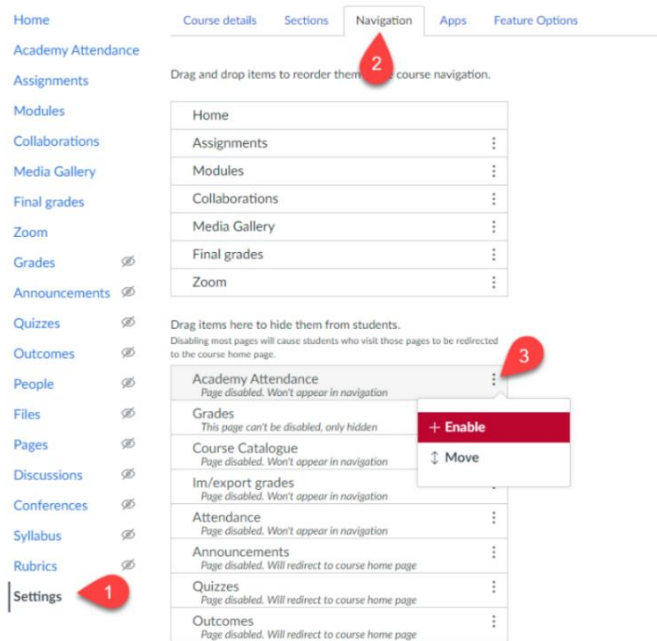
October 17, 2020

- The Global Navigation Menu now includes a Recent History link, which displays recently visited pages in Canvas.



October 7, 2020

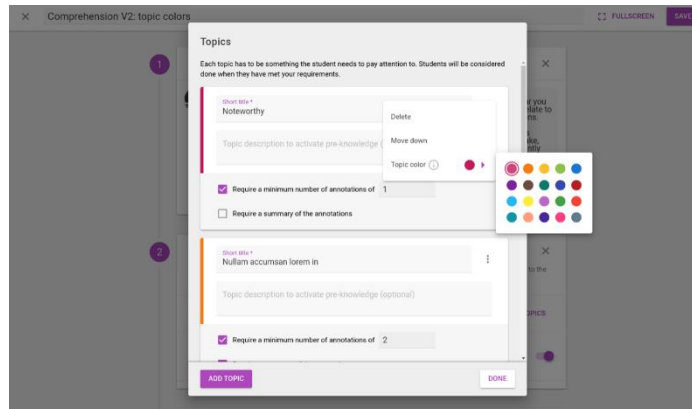
- [Academy Attendance](#) has been added to Canvas. Academy Attendance is a tool that allows teachers to register attendance for scheduled events. The Canvas integration allows teachers to use this program from Canvas.



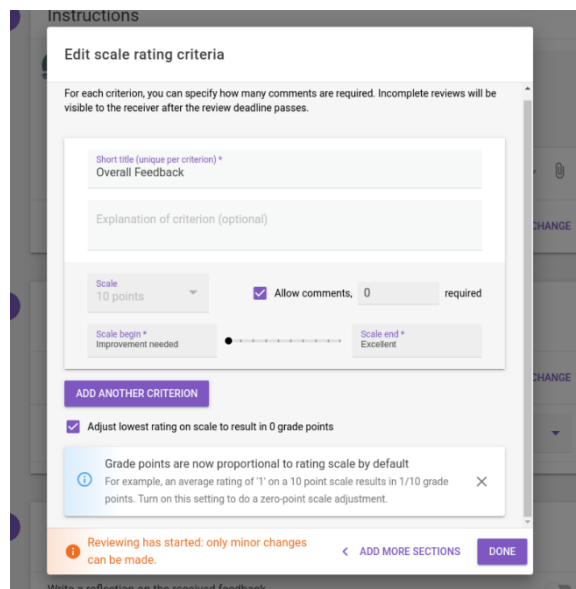
## FeedbackFruits Updates

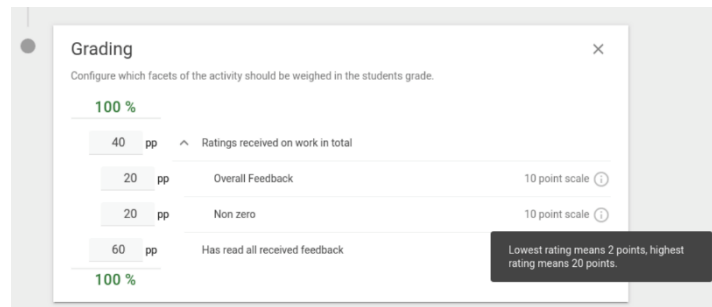
March 2021, version 2.62

- The possibility has been added to use different colours for topics. New topics will automatically get a new colour, but teachers can also change these manually.

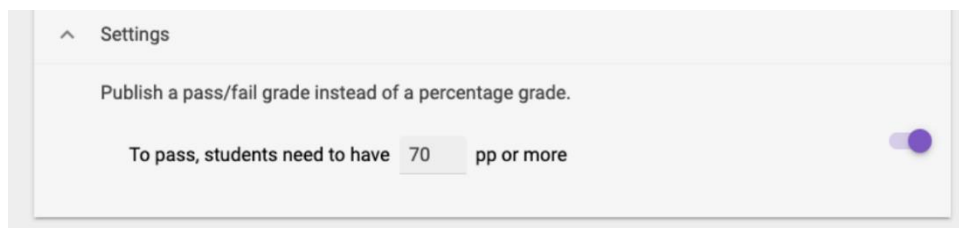


- The way grades are calculated from scale ratings has changed for new assignments (existing assignments will stay unchanged). In new assignments, grades are from now on given a grade proportional to the rating score on scale rating criteria. E.g. If there is a scale from 1 to 10 that is worth 20 points, students that receive a 1 will get 2 points. This is the new default setting, but teachers can modify it by checking "Adjust lowest rating on scale to result in 0 grade points". Once the reviewing process has started it will not be possible to change the setting. When configuring the grading, teachers will see an information tooltip on each criterion stating how many points students will get for the lowest and highest value on the scale.





- Teachers can now decide to have a pass/fail grade on their assignments or Interactive Study Materials. In the grading module the teacher can set the passing grade threshold and also alter this value if needed in the future. Before the teacher publishes the grades the students can see the amount needed to pass.



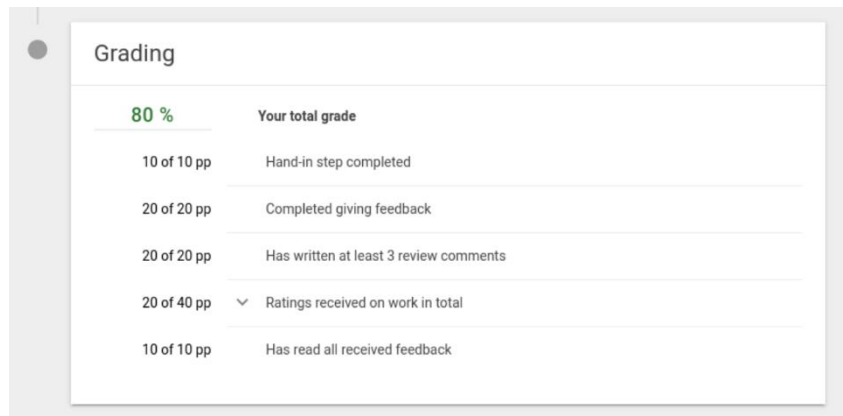
- Bug fixes: group selection process made clearer + discussion steps can now be added back in after deletion.

### February 2021, version 2.61

- Onboarding videos have been added in Interactive Document and Group Member Evaluation. There is also a 'skip' button.
- Interactive Study Materials' deadlines will now also be synced with Canvas, as was already possible with the assignments.
- There is now a new video player for YouTube videos. In terms of user experience, everything works the same as before.

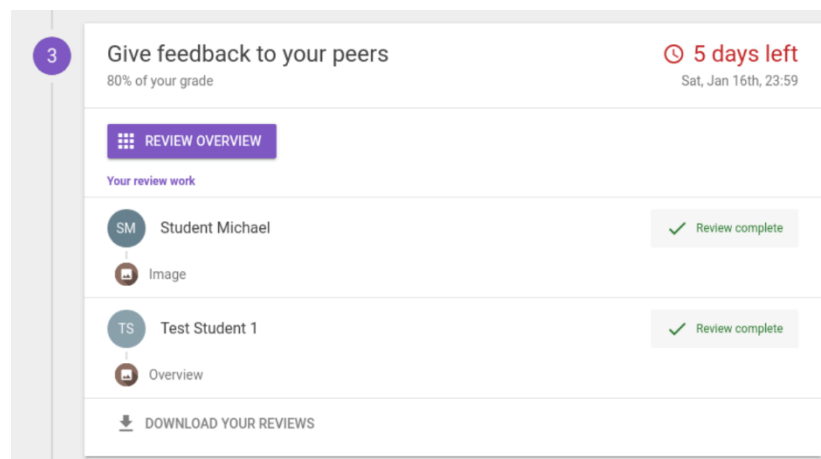


- [Detecting outliers in Group Member Evaluation](#) is now possible. This feature is available within Group Member Evaluation when the new review UX feature flag is enabled. For more information on the new feature, visit the FeedbackFruits website:
- The grading has been added to the Self-assessment of Skill and Self-assessment of Work assignments (currently only available inside courses). It is present by default when creating a new assignment but it can be removed. It takes into account introspective ratings and reviews which aren't taken into account for the grading on the rest of the review assignments.

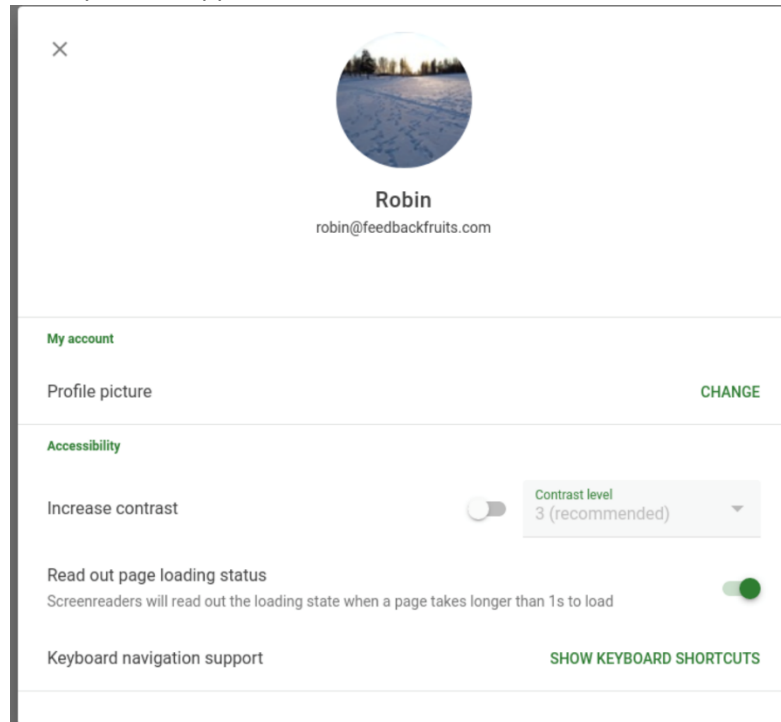


### February 2021, version 2.60

- Table sorting can now be kept while navigating. When the teacher comes back to the assignment overview, the tables will be seen as they were before the teacher left the page.
- Students have the ability to download the feedback they have received as a PDF and now they have the opportunity to download the feedback they have given as well. This PDF download contains all feedback the student has given to other students combined into one download, where all information is grouped per review.

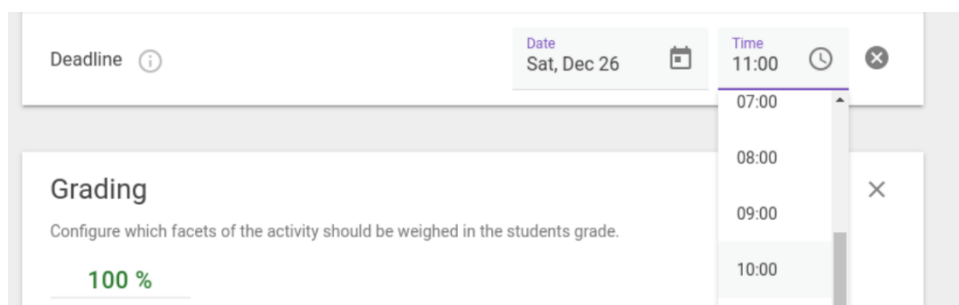


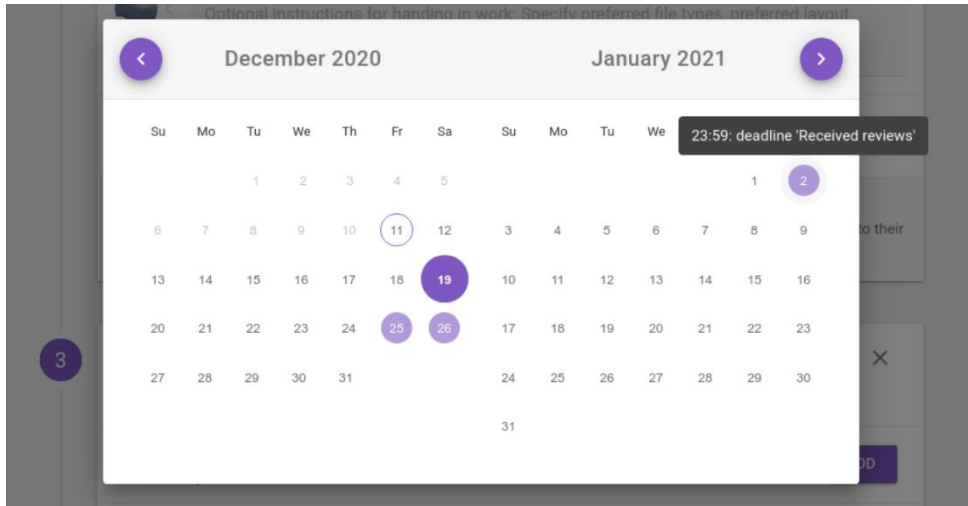
- An increased contrast accessibility setting is now available in user preferences. This setting increases contrast throughout the entire platform by adding a filter on top of the page. The contrast accessibility is not supported in Safari.



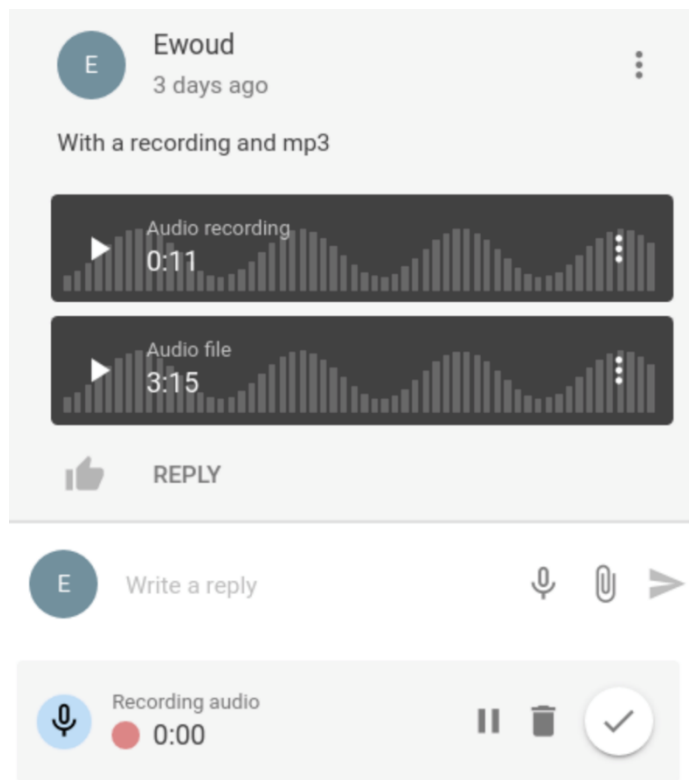
January 2021

- The date picker for deadlines has been given a more user-friendly design. The date and time are now displayed in separate fields.
















- A voice recorder has been added. Teachers and students can now record audio, as well as listen to provided audio without having to download it.








- In Interactive Study Materials, a separate process dialog for student contributions has been added. Previously, the progress dialog for student contributions was shown in the "Join discussion" section. Now, we will show the progress for creating a new discussion thread or question card in a separate section with its own progress icon and dialog.

In-document activities



 Viewed the document	 Completed	 50% grade (out of 50%)
 1 question card	Your progress <input type="radio"/> 0%	 20% grade available
 Join discussion (currently 2 threads)	 Completed	 10% grade (out of 10%)
 Create contributions	 Completed	 20% grade (out of 20%)



Student contributions

-  1 question card
-  1 discussion thread



 **Create contributions**

Progress

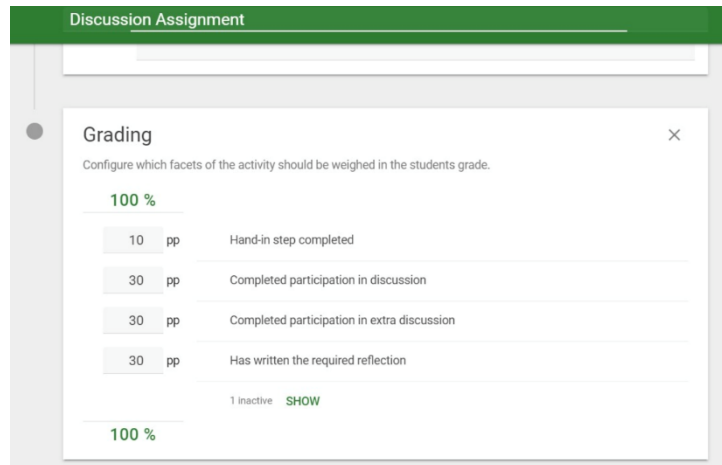
	
Posted <b>at least 1</b> new discussion thread	Posted <b>0 out of 1</b> required question card

 This task offers  20% of total grade

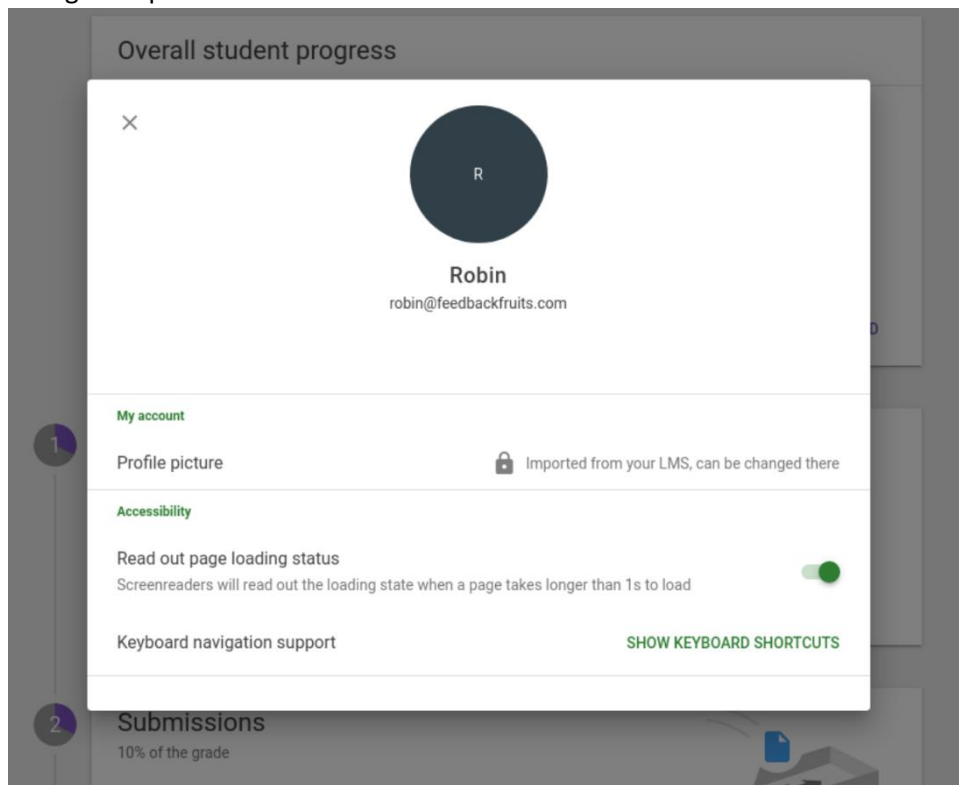
Grade breakdown:

-  10% (out of 10%) earned for posting at least 1 new discussion thread
-  10% available for posting at least 1 question card

- Previously, it was not possible to attribute grading to the reflection step in Discussion Assignment. This means that it was also not possible to make the reflection a required step of the assignment. This has now been changed and added to the Configurable Grading module.



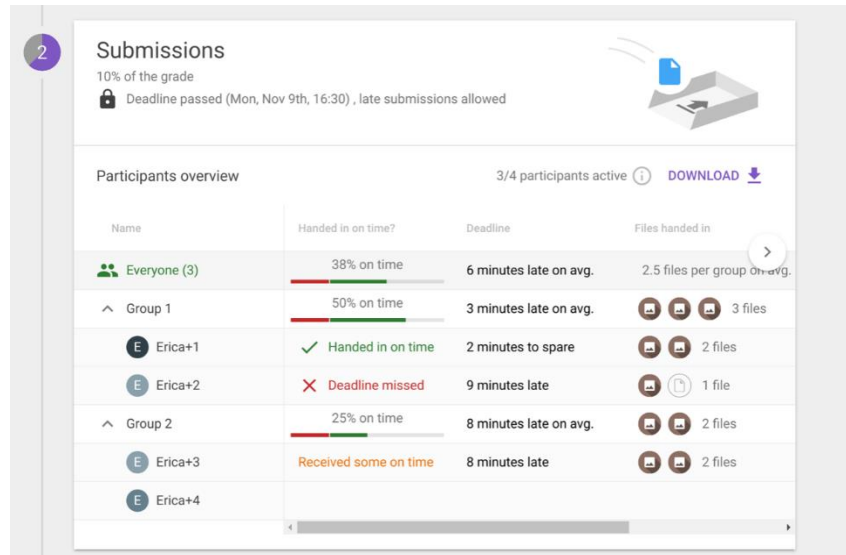
- Both the teacher and the students can now reply to Comprehension summaries. Teachers are able to reply to student summaries both for individual Comprehension assignments and collaborative assignments. Students can only reply to other student summaries in collaborative assignments.
- User settings and preferences are now available within FeedbackFruits in Canvas



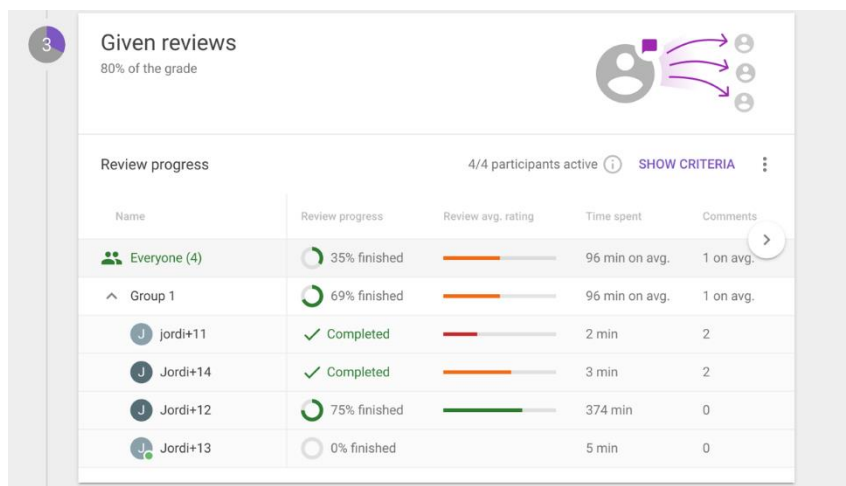
December 2020

- The teacher progress tables for the submit, reflect and review steps have been updated.

The 'hand-in' step has been renamed 'Submissions'. In this step teachers now see additional information whether the students handed in on time and how many files have been submitted.



The 'Give feedback to yourself and your peers' has been renamed 'Given reviews'. In this new overview the teacher can select to either see a general overview of score and assignment progression. The teacher can also select a more detailed overview by clicking on 'show criteria'. In this detailed overview the teacher can see an overview the scores that have been given per student on each feedback criterion.



The 'Read and reflect on received feedback' has been renamed 'Received reviews'. The updated table shows an average of the received review ratings and comments.

Name	Review progress	Review avg. rating	Time spent	Comments
Everyone (2)	11% finished		0 on avg.	0
Erica+3	Completed		0	0
Erica+1	0% finished		0	0

- The student analytics export has been changed from CSV format to Excel format. This affects download buttons on Feedback Assignments, Interactive Study Materials.
- The student progress tracking at the Received Reviews step of Feedback Assignments has been updated. The step now shows more clearly what the students need to do to finish the reflect step and what the grade distribution is for this step. Students can also click on the 'Your progress' button for more details.

**Read and reflect on received feedback**

What did you learn from doing this assignment and the feedback you received? What went well? What didn't go well? What would you do differently next time?

**Your progress**

Your progress 33%

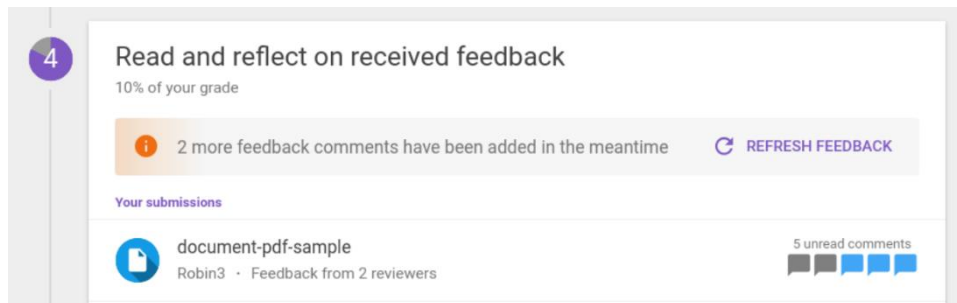
**Received feedback**

Group 1  
Ewoud, Richard · Feedback from 3 reviewers

1 unread comment

**Write a reflection on the received feedback**

- In the reflect step of Feedback Assignments, a notice is now given when received feedback is not up-to-date. Previously, when there was feedback that was given at the moment you're viewing it, you would not be able to finish viewing all feedback until you'd refresh the page. Now you get a notice in the assignment overview about this, with a button to reload your received feedback.



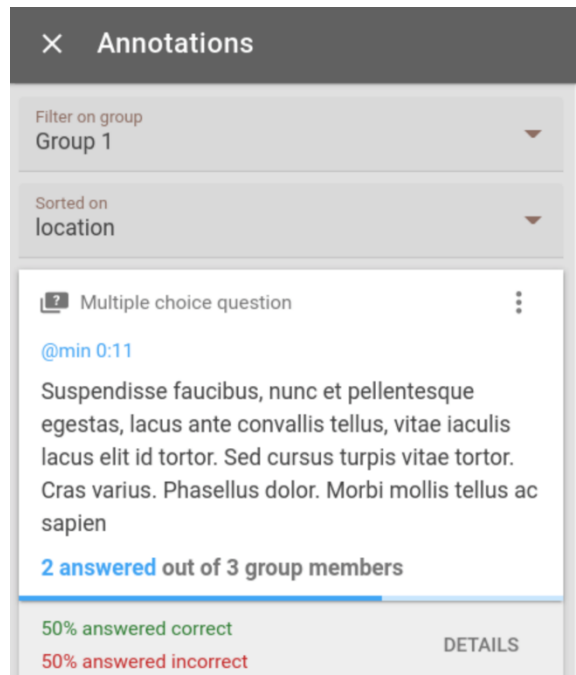
- The Quiz tool has received several updates. You can now add and groups to the assignment and analytics will be shown to the teacher about the progress of the questions and answers in the quiz.
- Creating course groups under courses on the platform has been removed, in favour of using subgroups. This was already feature flagged.
- User-to-user chat will be turned off for all LTI consumers, awaiting final removal with the next release. Chat was already turned off for new consumers, and will now be turned off for the existing ones too. (This is a different chat function than the one used to chat with our Support team, the chat with the Support team will be unchanged)
- Student contribution folders have been converted to regular folders.
- Bug fixes: After using copy-from-existing, rather than immediately publishing the activity, the teacher is navigated to edit-mode before publishing. Furthermore, in a Discussion assignment when using 'review other groups' there is no longer a delay before a task is registered as 'finished'. Moreover, in Interactive Study Materials, when the grading facet 'Has placed the minimum number of questions' is enabled, students now clearly see that they have to place questions in order to meet the grading facet.

## November 2020

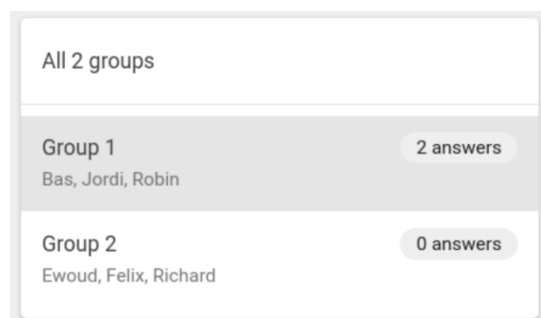
- It is now possible for teachers to manually override student grades in FeedbackFruits assignments. In the final column of the grading table, teacher can adjust the amount of points earned per student. The changes can then be seen in the percentage of the overall grade.
- Teachers can now set a future date for grades to be published automatically. Within the grading table you can set the date by clicking on 'select publish date', after which you will be able to select a date and time. It is also possible to not select a date, which allows you to still manually publish the grades.
- Previously students were only able to upload documents in Discussion Assignment, now students can upload all media files, such as images, videos and audio files for discussion.

Students are able to comment on and discuss these files similar to how they have been able to with documents.

- Previously students were only able to upload documents in Discussion Assignment, now students can upload all media files, such as images, videos and audio files for discussion. Students are able to comment on and discuss these files similar to how they have been able to with documents.



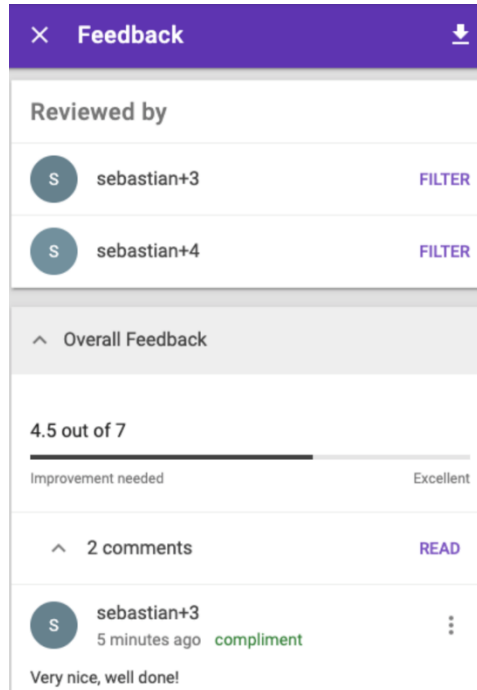
When not selecting a specific question, the teacher can filter per group and see the group's contributions.



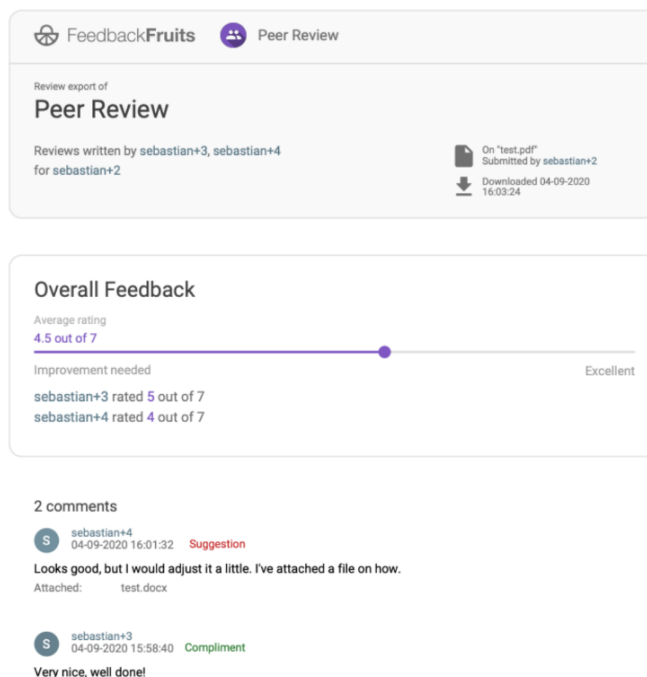
- It is now possible to upload other filetypes to practice questions than just images in ISM. Teachers can add media files such as audio files and videos to questions to elaborate on the question.
- Student name information will now appear in a separate column in the CSV download in CSV analytics downloads for Feedback Assignments & Discussion Assignments.
- Bug fixes: all previously created ISM activities are now showing up in the 'use copy of existing' list. Moreover, when the teacher clicks on the given reviews of a group at step 3 in Self-assessment of Work, the reviews will now display correctly again.

October 2020

- Students can download their received feedback in PDF format. This will be available for all feedback assignments. Students can download their feedback at step 4 'read and reflect on received feedback'. When viewing their document in step 4, a download button will be available at the top of the sidebar.



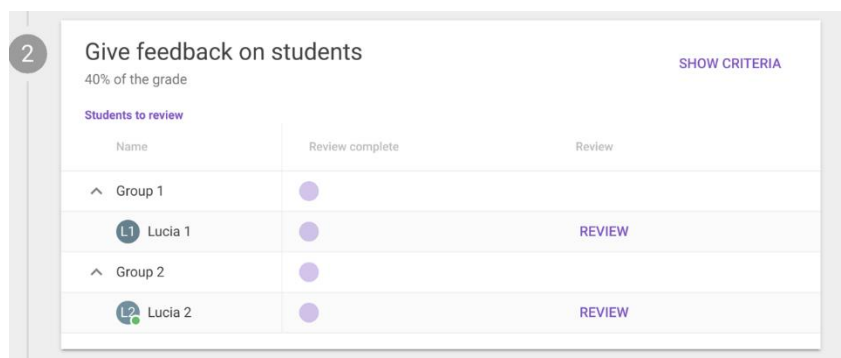
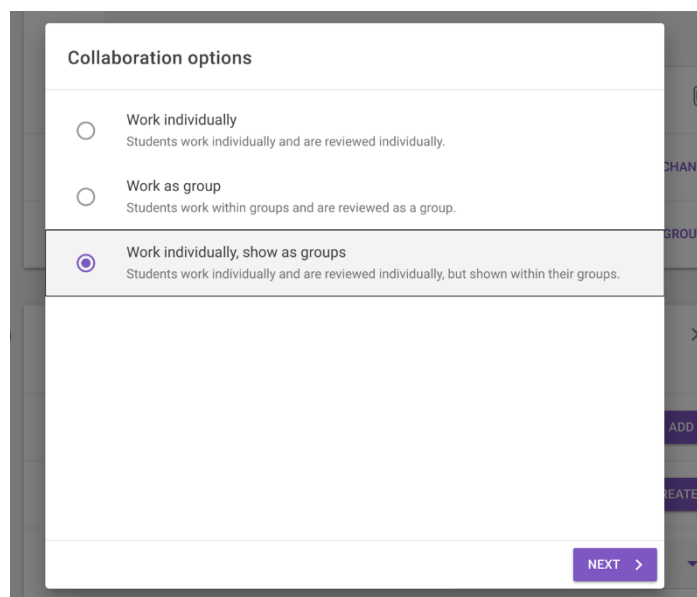
Teachers are able to download the feedback for a specific student too, and filtering and downloading specific reviews is also possible.



- Teacher now have more control over setting the required amount of submissions for a hand-in assignment. Student will also have more insight on what they are required to submit for an assignment. Students will now see the required amount of submission at the hand in step, when the maximum is reached they are not able to add more files. They will also receive a warning when trying to upload more files than allowed. When uploading a file students will see the submission types that the teacher has enabled for the assignment.
- Bug fixes: When copying an existing Interactive Study Materials activity, the annotations no longer lose their selection and end up in the sidebar. Moreover, in Feedback Assignments, issues with loading grading rubrics are now resolved. Lastly, in a Group Member Evaluation assignment with group contribution factors, the values that have been set are correctly displaying in the CSV data export.

September 2020

- A third collaboration option has been added to Skill and Assignment Review. The teacher can now select this new grouping option that will be invisible to the students. The third option 'work individually, show as groups' will enable multiple of teachers to work in a single Assignment Review more easily as the students will be sorted by groups synced from Canvas.





- The teacher can define how many points students get for contributing the minimum amount of comments on any of the submissions (including their own). It counts the comments (and replies) on both the discuss step and the open discussion.

